

NEWTOP
Bring New Passion Home



SHANGHAI NEWTOP MACHINERY CO.,LTD.

Add: 101B Building 6 Xinqiao Creative Park No 183 Yinshan RD Pudong
Shanghai China

Tel: +86-21-51692011 Fax: +86-21-51692022
Web: www.newtopen.com E-mail: online@newtop.com.cn

NEWTOP
Bring New Passion Home



LITHIUM-ION POWER TOOLS

Provide Professional and Integrated Solution to Garden Machinery



SHANGHAI NEWTOP MACHINERY CO.,LTD is specializing in manufacturing the outdoor power tools for gardening, easy and enjoyable as possible as we can. The major commenced production of wide range top quality garden tools as chainsaw/brush cutter/hedge trimmer/earth auger/lithium-ion chainsaw/lithium-ion brush cutter and other tools.

NEWTOP engineers have around 15 years experience in garden tools. Some engineers worked in TTI, HUSQVARNA, and some of them are the first period jennfeng engineer in china.70%staff have around 8-10 years experience in garden tools manufacturing. Have very good acknowledge and innovation in this area.

All of our items are produced with ISO 9001/2000 /BSCI factory management system and approved by CE/GS/EMC/E-II/EACH/FFU standards.

NEWTOP always take" quality is life" in the production process. We sincere attitude to the principal of excellent quality and reasonable price with satisfactory in after sale service to provide the worldwide valuable customers enjoy newtop in green life.

POWER SYSTEM 20V/40V POWER LITHIUM

The Lithium-series is designed to be light and easy to use with features that makes even the most demanding tasks in the garden easy to overcome. The batteries are interchangeable between all machines giving maximum flexibility.



FEATURE:

ONE BATTERY

Our battery system can be used on all Battery Series products making them extremely flexible. The batteries have features which prolong life span and allow them to be run and recharged continuously. Always ready to use.

SAVES YOU MONEY

Costing as little as 4p to recharge a battery, the machines have a much lower cost to operate compared to petrol equivalents. The benefits are even higher when used professionally or full time.

COMFORTABLE USE

With less moving parts our products offer lower levels of vibration when compared to equivalent petrol machines. This allows the machines to be used for longer periods maximizing work output whilst increasing comfort.

20V
MAX
LITHIUM-ION

20+20V
MAX
LITHIUM-ION

40V
MAX
LITHIUM-ION



CONTENTS

Lithium-ion ChainSaws	01
Lithium-ion Brush Cutters	07
Lithium-ion Multi-Function Tools	11
Lithium-ion Pruning Shears	12
Lithium-ion Earth Augers	17
Lithium-ion Trimmer	18
Lithium-ion Leaf Blowers	20
Lithium-ion Hedge Trimmers	22
Lithium-ion Pole Saws	24
Lithium-ion Lawn Mower	25
Other Lithium-ion Products I	28
Portable Power Station	30
Electric Power Tools	31
Other Lithium-ion Products II	35

LITHIUM-ION CHAINSAWS

NTCS401Li

FEATURE

- Brushless motor delivers up to 30% more power and up to 70% less vibration than petrol engine, without the toxic emissions, noise and running costs
- Bar and chain changes and chain tension adjustment-all tool-less
- Automatic lubrication with translucent oil level indicator
- Powerful lithium battery and Adequate batteru life
- Very intuitive operation button
- More effective cutting efficiency, chain speed up to 18m/s
- Effecient chain braking sytem
- No need to replace the integrated coupling
- External tank cover for easy refueling

20+20V
MAX
LITHIUM-ION

MORE
POWERFUL

NEW-DESIGN
LITHIUM-ION CHAINSAW SERIES



- **Brushless Technology**
No need to change carbon brush again, high durability.
- **Ultra Efficient**
Superb performance, 85% Efficiency promotion.
- **Long Life**
Motor will last up to 1,000+ hours.
- **High Torque**
Low rpm full torque output.

- Brushless Motor direct-drive system provides power of a 38cc gas chain saw
- "Tool-less" chain adjustment for convenient operation and maintenance
- Adjustable automatic chain lubrication with large oil reservoir
- High chain speed for improved cutting performance

Rated Voltage	Battery Capacity	Chain Speed
40V(20V+20V)	4.0Ah	18m/s
Motor power	Guide Bar Size	Motor Type
1600W	16"	Brushless

RLC40HD



FEATURE

- Brushless motor delivers up to 30% more power and up to 70% less vibration than petrol engine, without the toxic emissions, noise and running costs
- Bar and chain changes and chain tension adjustment-all tool-less
- Automatic lubrication with translucent oil level indicator
- Powerful lithium battery and Adequate batteru life
- Very intuitive operation button
- More effective cutting efficiency, chain speed up to 20m/s
- Effecient chain braking sytem
- No need to replace the integrated coupling
- External tank cover for easy refueling

20+20V
MAX
LITHIUM-ION

SAFETY BRAKE

FRONT GUARD
SAFETY STOP

SDS SYSTEM

TOOL-LESS ADJUSTMENT

MORE COMFORTABLE
ERGONOMIC HANDLE

MORE EFFICIENT
CHAIN SPEED UP TO 20M/S



MORE POWERFUL
VARIABLE SPEED
TRIGGER SWITCH

OUTER ROTOR MOTOR
HIGHER POWER DENSITY

- Brushless Motor direct-drive system provides power of a 38cc gas chain saw
- "Tool-less" chain adjustment for convenient operation and maintenance
- Adjustable automatic chain lubrication with large oil reservoir
- High chain speed for improved cutting performance

Rated Voltage	Battery Capacity	Chain Speed
40V(20V+20V)	4.0Ah	20m/s
Engine Oil Tank	Guide Bar Size	Motor Type
260ml	12"/14"	Brushless

RLC40HD-A



Our battery system can be used on all Battery Series products making them extremely flexible. The batteries have features which prolong lifespan and allow them to be run and recharged continuously. Always ready to use.

20V+20V
Lithium-ion

Powerful compact long-life ROYAL GARDEN developed motors with low weight offer instant and equal torque no matter what the operating speed. This results in performance which exceeds petrol equivalent machines. Our brushless motors also offer 90% efficiency for maximum runtime.

20+20V
MAX
LITHIUM-ION

Ideal for heavier duty tasks such as:

- Farm and estate maintenance
- Heavy duty firewood cutting
- Felling larger trees
- Pruning

CAMPACT STRUCTURE

INNOVATION DESIGN



- Brushless Motor direct-drive system provides power of a 38cc gas chain saw
- "Tool-less" chain adjustment for convenient operation and maintenance
- Adjustable automatic chain lubrication with large oil reservoir
- High chain speed for improved cutting performance

Rated Voltage	Battery Capacity	Chain Speed
40V(20V+20V)	4.0Ah	20m/s
Engine Oil Tank	Guide Bar Size	Motor Type
260ml	12"/14"	Brushless

RLC40HD-B



FEATURE

- Brushless motor delivers up to 30% more power and up to 70% less vibration than petrol engine, without the toxic emissions, noise and running costs
- Bar and chain changes and chain tension adjustment-all tool-less
- Automatic lubrication with translucent oil level indicator
- Powerful lithium battery and Adequate batteru life
- Very intuitive operation button
- More effective cutting efficiency, chain speed up to 20m/s
- Effecient chain braking sytem
- No need to replace the integrated coupling
- External tank cover for easy refueling

20+20V
MAX
LITHIUM-ION

MORE COMFORTABLE
EGRONOMIC HANDLE



MORE POWERFUL
VARIABLE SPEED
TRIGGER SWITCH

SAFETY BRAKE
FRONT GUARD
SAFETY STOP

SDS SYSTEM
TOOL-LESS ADJUSTMENT

MORE EFFICIENT
CHAIN SPEED UP TO 20M/S

- Brushless Motor direct-drive system provides power of a 38cc gas chain saw
- "Tool-less" chain adjustment for convenient operation and maintenance
- Adjustable automatic chain lubrication with large oil reservoir
- High chain speed for improved cutting performance

Rated Voltage	Battery Capacity	Chain Speed
40V(20V+20V)	4.0Ah	20m/s
Engine Oil Tank	Guide Bar Size	Motor Type
260ml	12"/14"	Brushless

RLC20HS-A



NEW-DESIGN

LITHIUM-ION CHAINSAW SERIES

Ideal for heavier duty tasks such as:

- Farm and estate maintenance
- Heavy duty firewood cutting
- Felling larger trees
- Pruning

20V
MAX
LITHIUM-ION

CAMPACT STRUCTURE
INNOVATION DESIGN



- "Tool-less" chain adjustment for convenient operation and maintenance
- High chain speed for improved cutting performance
- Zero emission and reduced maintenance
- Electric brake for maximum productivity

Rated Voltage	Battery Capacity	Chain Speed
20V	2.0/4.0Ah	10m/s
Engine Oil Tank	Guide Bar Size	Motor Type
150ml	12"/14"	Brush/Brushless

RLC20TS



ADVANTAGES



"Tool-less" chain adjustment for convenient operation and maintenance



Cordless for reduced maintenance; no need to change engine oil or spark plug, clean air filter or drain fuel for storage



Front hand guard actuates chain brake when engaged

SAFETY BRAKE
FRONT GUARD
SAFETY STOP

SDS SYSTEM
TOOL-LESS ADJUSTMENT

MORE EFFICIENT
CHAIN SPEED UP TO 7.5M/S

MORE COMFORTABLE
EGRONOMIC HANDLE



MORE POWERFUL
VARIABLE SPEED
TRIGGER SWITCH



- Compact top handle design built for the professional tree care industry
- Brushless motor direct-drive system provides high power efficiency
- Torque boost mode for cutting dense material
- High chain speed for improved cutting performance

Rated Voltage	Battery Capacity	Chain Speed
20V	4.0Ah	7.5m/s
Engine Oil Tank	Guide Bar Size	Motor Type
120ml	10"/12"	Brushless

RLC40TS



40V
LITHIUM-ION

Our battery system can be used on all Battery Series products making them extremely flexible. The batteries have features which prolong lifespan and allow them to be run and recharged continuously. Always ready to use.

Powerful compact long-life ROYAL GARDEN developed motors with low weight offer instant and equal torque no matter what the operating speed. This results in performance which exceeds petrol equivalent machines. Our brushless motors also offer 90% efficiency for maximum runtime.

Ideal for heavier duty tasks such as:

- Farm and estate maintenance
- Heavy duty firewood cutting

FEATURE

- Variable speed trigger and high chain speed for improved cutting performance
- Built-in lock-off lever helps prevent the chain from accidentally engaging
- "Tool-less" chain adjustment for convenient operation and maintenance
- Cordless for reduced maintenance; no need to change engine oil or spark plug, clean air filter or drain fuel for storage
- Front hand guard actuates chain brake when engaged, 12" guide bar for increased capacity
- Zero emissions and reduced maintenance

CAMPACT STRUCTURE
INNOVATION DESIGN



- "Tool-less" chain adjustment for convenient operation and maintenance
- High chain speed for improved cutting performance
- Zero emission and reduced maintenance
- Electric brake for maximum productivity

Rated Voltage	Battery Capacity	Chain Speed
40V	4.0Ah	15m/s
Engine Oil Tank	Guide Bar Size	Motor Type
150ml	12"/14"	Brush/Brushless

RLC40HS

FEATURE

- Brushless motor delivers up to 30% more power and up to 70% less vibration than petrol engine, without the toxic emissions, noise and running costs
- Bar and chain changes and chain tension adjustment-all tool-less
- Automatic lubrication with translucent oil level indicator
- Powerful lithium battery and Adequate batteru life
- Very intuitive operation button
- More effective cutting efficiency, chain speed up to 20m/s
- Effecient chain braking sytem
- No need to replace the integrated coupling
- External tank cover for easy refueling

MORE COMFORTABLE
EGRONOMIC HANDLE



MORE POWERFUL
VARIABLE SPEED
TRIGGER SWITCH

SAFETY BRAKE
FRONT GUARD
SAFETY STOP

SDS SYSTEM
TOOL-LESS ADJUSTMENT

MORE EFFICIENT
CHAIN SPEED UP TO 20M/S

- Brushless Motor direct-drive system provides power of a 38cc gas chain saw
- "Tool-less" chain adjustment for convenient operation and maintenance
- Adjustable automatic chain lubrication with large oil reservoir
- High chain speed for improved cutting performance

Rated Voltage	Battery Capacity	Chain Speed
40V	4.0Ah	20m/s
Engine Oil Tank	Guide Bar Size	Motor Type
260ml	14"	Brushless

40V
MAX
LITHIUM-ION



RLC40HS-A

NEW-DESIGN

LITHIUM-ION CHAINSAW SERIES

- Ideal for heavier duty tasks such as:
- Farm and estate maintenance
 - Heavy duty firewood cutting
 - Felling larger trees
 - Pruning



- **Brushless Technology**
No need to change carbon brush again, high durability.
- **Ultra Efficient**
Superb performance, 85% Efficiency promotion.
- **Long Life**
Motor will last up to 1,000+ hours.
- **High Torque**
Low rpm full torque output.



CAMPACT STRUCTURE
INNOVATION DESIGN

- "Tool-less" chain adjustment for convenient operation and maintenance
- High chain speed for improved cutting performance
- Zero emission and reduced maintenance
- Electric brake for maximum productivity

Rated Voltage	Battery Capacity	Chain Speed
40V	4.0Ah	20m/s
Engine Oil Tank	Guide Bar Size	Motor Type
260ml	12"/14"	Brushless

40V
MAX
LITHIUM-ION

RLC20HS



4"/6" high quality guide chain
higher cutting efficiency

Locking device of
large diameter knob nut
reliable structure and less labor

High strength hand guard
improved protection design


Comfortable soft
rubber handle
improve the sense of comfort

High quality universal
battery pack
multi tool sharing platform



Upper baffle design
enhance safety
protection

Design of
efficient air crossing



Easy to remove cover plate
Mechanical locking is
more reliable

Anti locking button
Prevent injury caused
by misoperation

Pump oil automatically to
lubricate the chain and
prolong the service
life of the chain

15cm
GUIDE BAR
TOOL-LESS
ADJUSTMENT
LIGHT
WEIGHT

- Torque boost mode for cutting dense material
- High chain speed for improved cutting performance

Rated Voltage	Battery Capacity	Chain Speed
20V	2.0/4.0Ah	7.5m/s
Engine Oil Tank	Guide Bar Size	Motor Type
120ml	4"/6"	Brushless

20V
MAX
LITHIUM-ION

RLC20HS-SE

4"high quality guide chain
higher cutting efficiency

Nut locking
Reliable structure

High strength hand guard
improved protection design

High quality universal
battery pack
multi tool sharing platform



CAMPACT STRU
INNOVATION DESIGN

Upper baffle design
enhance safety
protection

Design of
efficient air crossing



ADVANTAGES



Easy to remove
cover plate
Mechanical locking is
more reliable



Anti self locking button
Prevent injury caused
by misoperation

- High chain speed for improved cutting performance
- Zero emissions and reduced maintenance

Rated Voltage	Battery Capacity	Chain Speed
20V	2.0/4.0Ah	4.5m/s
Cutting Diameter	Guide Bar Size	Motor Type
90-120mm	4"/6"	Brush

20V
MAX
LITHIUM-ION

4"/6"
GUIDE BAR
21V
BATTERY
1.0KG
H.W.
300W
OUTPUT POWER

LITHIUM-ION BRUSH CUTTERS

RLB20SR

Ideal for applications including:

- Demanding domestic use
- Medium to large areas

20V
Lithium-ion

The 20V-product Series is designed to be light and easy to use with features that makes even the most demanding tasks in the garden easy to overcome. The batteries are interchangeable between all machines giving maximum flexibility.



- Up to 30 minutes of run time with 4.0Ah battery under load on the high setting
- Brushless motor delivers up to 6,000 RPM for faster cutting
- Automatic Torque Drive Technology automatically shifts from 4,000-6,000 RPM depending on density of application
- 3-speed options allows the operator to match speed to application

Rated Voltage	Battery Capacity	Maximum Speed
20V	4.0Ah	6000r/min
3-T Blade	Nylon cutter	Motor Type
1.5mm*255mm	2.0mm*380mm	Brushless

RLB20SF

NEW-DESIGN
LITHIUM-ION BRUSH CUTTER SERIES

CAMPACT STRUCTURE
INNOVATION DESIGN

TELESCOPE ALUMINIUM SHAFT

To adjust the tool to the operator's body size.

ADJUSTABLE FRONT HANDLE

Allows the user to find the best ergonomic posture in order to minimise muscle strain during prolonged use.

UNPARALLELED ERGONOMICS

The telescopic shaft and adjustable front handle fit the user's body.

90° ADJUSTABLE CUTTING HEAD

Adjustable over a 90° range for easy trimming under low outdoor furniture, hedges and bushes.

3 TOOLS IN ONE

Easily converts to an in-line wheeled edger for a flawless finish along driveways and edges.

OPTIONAL

Instant conversion from grass trimmer to lawn mower.

Flower guard

Prevents damage to flower beds and scratches on outdoor furniture.

FEATURE

- Instant conversion from grass trimmer to in-line wheeled edger.
- The cutting head is pivotable over 90° for trimming under outdoor furniture with ease.
- Fully adjustable to fit the operator's body size and ensure ergonomically comfortable working posture.

- Up to 30 minutes of run time with 4.0Ah battery under load on the high setting
- Brushless motor delivers up to 6,000 RPM for faster cutting

Rated Voltage	Battery Capacity	Maximum Speed
20V	4.0Ah	7600r/min
Cutting diameter	Weight	Motor Type
300mm	2.4kg	Front motor

RLLM20S-A

NEW-DESIGN
LITHIUM-ION BRUSH CUTTER SERIES

Ideal for applications including:

- Demanding domestic use
- Medium to large areas



COMFORTABLE HANDLE

One or two hand operation for flexible working



COMPACT STRUCTURE

This allows it to easily reach even hard-to-reach places



CONVENIENT OPERATION

Cutting-height adjustment – easy to adjust to the desired height

20V
Lithium-ion

The 20V-product Series is designed to be light and easy to use with features that makes even the most demanding tasks in the garden easy to overcome. The batteries are interchangeable between all machines giving maximum flexibility.



- Ideal for small lawns with up to 50 m²
- No need of disposal
- Lightweight, manoeuvrable and compact
- Mulching blade – to cut it fine
- LED indicator

Rated Voltage	Battery Capacity	Maximum Speed
20V	4.0Ah	6000r/min
Cutting diameter	Weight	Height adjustment
220mm	3.0kg	30/40/50cm

RLB40DR

Ideal for applications including:

- Demanding domestic use
- Medium to large areas



MORE POWERFUL

- 3-speed options allows the operator to match speed to application
- Brushless Motor direct-drive system provides high power and increased torque
- Delivers up to 60 minutes of run time under load on the low speed setting using two 18V batteries

Rated Voltage	Battery Capacity	Maximum Speed
40V(20V+20V)	4.0Ah	6500r/min
3-T Blade	Nylon cutter	Motor Type
1.5mm*255mm	2.0mm*380mm	Brushless

20+20V
MAX
LITHIUM-ION

RLB40DF

- Ideal for applications including:
- All round garden maintenance
 - Landscaping
 - Bushes and trees
 - Hard surfaces and soil
 - Grass



20+20V
MAX
LITHIUM-ION



THE

FRONT MOTOR



- 3-speed options allows the operator to match speed to application
- Brushless Motor direct-drive system provides high power and increased torque
- Delivers up to 60 minutes of run time under load on the low speed setting using two 18V batteries

Rated Voltage	Battery Capacity	Maximum Speed
40V(20V+20V)	4.0Ah	6500r/min
3-T Blade	Nylon cutter	Motor Type
1.5mm*255mm	2.0mm*380mm	Brushless

RLB40SF

- Ideal for applications including:
- All round garden maintenance
 - Landscaping
 - Bushes and trees
 - Hard surfaces and soil
 - Grass



40V
MAX
LITHIUM-ION



THE

FRONT MOTOR



- 3-speed options allows the operator to match speed to application
- Brushless Motor direct-drive system provides high power and increased torque
- Delivers up to 60 minutes of run time under load on the low speed setting using two 18V batteries

Rated Voltage	Battery Capacity	Maximum Speed
40V	4.0Ah	6500r/min
3-T Blade	Nylon cutter	Motor Type
1.5mm*255mm	2.0mm*380mm	Brushless

RLB40SR

- Ideal for applications including:
- Demanding domestic use
 - Medium to large areas

40V
MAX
LITHIUM-ION



- 3-speed options allows the operator to match speed to application
- Brushless Motor direct-drive system provides high power and increased torque
- Delivers up to 60 minutes of run time under load on the low speed setting using two 18V batteries


Rated Voltage	Battery Capacity	Maximum Speed
40V	4.0Ah	6500r/min
3-T Blade	Nylon cutter	Motor Type
1.5mm*255mm	2.0mm*380mm	Brushless

NTBC401Li

- Ideal for applications including:
- All round garden maintenance
 - Landscaping
 - Bushes and trees
 - Hard surfaces and soil
 - Grass



20+20V
MAX
LITHIUM-ION



- 3-speed options allows the operator to match speed to application
- Brushless Motor direct-drive system provides high power and increased torque
- Delivers up to 60 minutes of run time under load on the low speed setting using two 18V batteries

Rated Voltage	Voltage Range	Motor Power
40V	27V-42V	900W
Speed Range	Cutting Diameter	Motor Type
5500-7000r/min	340mm	Brushless

RLMT40DR

- Up to 30 minutes of run time with 4.0Ah battery underload on the high setting.
- Automatic Torque Drive Technology automatically shifts from 4 000-6,200 RPM depending on density of application
- Brushless Motor direct-drive system provides high power and increased torque.
- Compatible with a variety of attachments for versatility.
- Lever style lock system allows for quick tool-less installation and replacement of attachments.
- Electronic Torque Control turns the motor off if rotation speed suddenly slows down or stops

GRASS TRIMMER	
Cutting Ø max.	380mm
Line style size	2.0mm---4m
BRUSH CUTTER	
Cutting Ø	255mm
HEDGE TRIMMER	
Swivel range	165° (90° - 0° - ~70°); 11 steps/15°
Cutting length	400mm
POLE SAW	
Bar length	305mm
Cutting length	254mm
PULSED AIR BLOWER	
Blower air speed	62.5m/s
Blower air flow	13.5m³/min



Rated Voltage	Battery Capacity	Maximum Speed
40V(20V+20V)	4.0Ah	6500r/min
3-T Blade	Nylon cutter	Motor Type
1.5mm*255mm	2.0mm*380mm	Brushless

RLMT40SR

- Ideal for applications including:**
- Landscape maintenance
 - Highways and pathways
 - Parks and public spaces
 - Overgrown areas
 - Forestry clearing

GRASS TRIMMER	
Cutting Ø max.	380mm
Line style size	2.0mm---4m
BRUSH CUTTER	
Cutting Ø	255mm
HEDGE TRIMMER	
Swivel range	165° (90° - 0° - ~70°); 11 steps/15°
Cutting length	400mm
POLE SAW	
Bar length	305mm
Cutting length	254mm
PULSED AIR BLOWER	
Blower air speed	62.5m/s
Blower air flow	13.5m³/min



Rated Voltage	Battery Capacity	Maximum Speed
40V	4.0Ah	6500r/min
3-T Blade	Nylon cutter	Motor Type
1.5mm*255mm	2.0mm*380mm	Brushless

LITHIUM-ION PRUNING SHEARS

RLP08

- STRONG SHEAR FORCE FOR STRUCTURAL UPGRADING
- WATERPROOF DESIGN OF UPGRADED FUSELAGE
- FEARLESS OF HUMID ENVIRONMENT
- LONGER ENDURANCE

7.2V
Lithium-ion

HIGH QUALITY SWING GEAR MECHANISM

Not easy to damage tooth structure
not easy to slip



REFINED ALLOY BLADE

Higher cutting efficiency, high speed
cutting life of 1 million times+

COMFORTABLE SOFT RUBBER HANDLE
IMPROVE THE SENSE OF COMFORT

7.2V BUILT IN BATTERY



Type C Interface



LED lighting



Handle strap



ALUMINUM ALLOY TRIGGER

The lengthened design is easy to use

MAIN CONTROL SWITCH

Shut down in time to prevent misoperation.

+10%

CUTTING EFFICIENCY
INCREASED BY 10%*

+12%

12% REDUCTION OF
MACHINE WEIGHT*

- FRUIT PICKING
- NURSERY MODELING
- BRANCH PRUNING
- ORCHARD PRUNING

OPTIONAL FUNCTION

FUNCTION OF PREVENTING
HAND FROM BEING CUT

TECHNICAL SPECIFICATION

Working voltage	DC 7.2V
Charger input voltage	AC100V~240V
Work time	2~3h
Weight	0.9kg
Charging time	1.5~2h
Cutting diameter	18mm

RLP16

16.8V
Lithium-ion

- STRONG SHEAR FORCE FOR STRUCTURAL UPGRADING
- WATERPROOF DESIGN OF UPGRADED FUSELAGE
- FEARLESS OF HUMID ENVIRONMENT
- LONGER ENDURANCE



REFINED ALLOY BLADE

Higher cutting efficiency, high speed cutting life of 1 million times+

HIGH QUALITY SWING GEAR MECHANISM

Not easy to damage tooth structure
not easy to slip

COMFORTABLE ANTI SLIP HANDLE

HIGH QUALITY

16.8V BATTERY PACK PLATFORM

ALUMINUM ALLOY TRIGGER

The lengthened design is easy to use

MAIN CONTROL SWITCH

Shut down in time to prevent misoperation.

BATTERY PACK REMOVAL BUTTON

Convenient and labor-saving to replace the battery pack.

+10%

CUTTING EFFICIENCY
INCREASED BY 10%*

*Compared with similar products in the market

+12%

12% REDUCTION OF
MACHINE WEIGHT*

*Compared with similar products in the market

- FRUIT PICKING
- NURSERY MODELING
- BRANCH PRUNING
- ORCHARD PRUNING

OPTIONAL FUNCTION

FUNCTION OF PREVENTING
HAND FROM BEING CUT

TECHNICAL SPECIFICATION

Working voltage	DC 16.8V
Charger input voltage	AC100V~240V
Work time	2~3h
Weight	1.0kg
Charging time	1.5~2h
Cutting diameter	28mm

RLP16-MAX

16.8V
Lithium-ion



REFINED ALLOY BLADE

Higher cutting efficiency, high speed cutting life of 1 million times+

HIGH QUALITY SWING GEAR MECHANISM

Not easy to damage tooth structure
not easy to slip

COMFORTABLE ANTI SLIP HANDLE

HIGH QUALITY

16.8V BATTERY PACK PLATFORM

ALUMINUM ALLOY TRIGGER

The lengthened design is easy to use

MAIN CONTROL SWITCH

Shut down in time to prevent misoperation.

BATTERY PACK REMOVAL BUTTON

Convenient and labor-saving to replace the battery pack.

+10%

CUTTING EFFICIENCY
INCREASED BY 10%*

*Compared with similar products in the market

+12%

12% REDUCTION OF
MACHINE WEIGHT*

*Compared with similar products in the market

- FRUIT PICKING
- NURSERY MODELING
- BRANCH PRUNING
- ORCHARD PRUNING

OPTIONAL FUNCTION

FUNCTION OF PREVENTING
HAND FROM BEING CUT

OPTIONAL FUNCTION

VOICE BROADCAST FUNCTION

TECHNICAL SPECIFICATION

Working voltage	DC 16.8V
Charger input voltage	AC100V~240V
Work time	2~3h
Weight	1.0kg
Charging time	1.5~2h
Cutting diameter	30mm

RLP18



- STRONG SHEAR FORCE FOR STRUCTURAL UPGRADING
- WATERPROOF DESIGN OF UPGRADED FUSELAGE
- FEARLESS OF HUMID ENVIRONMENT
- LONGER ENDURANCE



REFINED ALLOY BLADE

Higher cutting efficiency, high speed cutting life of 1 million times+

HIGH QUALITY SWING GEAR MECHANISM

Not easy to damage tooth structure
not easy to slip

COMFORTABLE ANTI SLIP HANDLE

HIGH QUALITY 21V BATTERY PACK PLATFORM

ALUMINUM ALLOY TRIGGER

The lengthened design is easy to use

MAIN CONTROL SWITCH

Shut down in time to prevent misoperation.

BATTERY PACK REMOVAL BUTTON

Convenient and labor-saving to replace the battery pack.

+12%

CUTTING EFFICIENCY INCREASED BY 12%*

*Compared with similar products in the market

+15%

15% REDUCTION OF MACHINE WEIGHT*

*Compared with similar products in the market

- FRUIT PICKING
- NURSERY MODELING
- BRANCH PRUNING
- ORCHARD PRUNING



OPTIONAL FUNCTION

FUNCTION OF PREVENTING HAND FROM BEING CUT

OPTIONAL FUNCTION

VOICE BROADCAST FUNCTION

TECHNICAL SPECIFICATION

Working voltage	DC 21V
Charger input voltage	AC100V~240V
Weight	1.2kg
Charging time	1.5h
Cutting diameter	30mm
Length	290mm

RLP20



HIGH QUALITY SWING GEAR MECHANISM

Not easy to damage tooth structure
not easy to slip



REFINED ALLOY BLADE

Higher cutting efficiency, high speed cutting life of 1 million time

S+

DISPLAY CONTENT :

- 1 Remaining capacity
- 2 Shearing times
- 3 Opening size

COMFORTABLE ANTI SLIP HANDLE

HIGH QUALITY 21V BATTERY PACK PLATFORM

ALUMINUM ALLOY TRIGGER

The lengthened design is easy to use

MAIN CONTROL SWITCH

Shut down in time to prevent misoperation.

BATTERY PACK REMOVAL BUTTON

Convenient and labor-saving to replace the battery pack.

+15%

CUTTING EFFICIENCY INCREASED BY 15%*

*Compared with similar products in the market

+20%

20% REDUCTION OF MACHINE WEIGHT*

*Compared with similar products in the market

- FRUIT PICKING
- NURSERY MODELING
- BRANCH PRUNING
- ORCHARD PRUNING



OPTIONAL FUNCTION

FUNCTION OF PREVENTING HAND FROM BEING CUT

OPTIONAL FUNCTION

VOICE BROADCAST FUNCTION

TECHNICAL SPECIFICATION

Working voltage	DC 21V
Charger input voltage	AC100V~240V
Weight	1.3kg
Charging time	1.5h
Cutting diameter	35mm
Length	320mm

LITHIUM-ION EARTH AUGERS

RLEA20S

FEATURE

- Brushless motor for more power, longer run time and longer motor life.
- Reduced vibrations for increased comfort while working.
- Anti-recoil system provides extra safety.
- Quick connection, easy to install and use and replace the drill bit.

Ideal for applications including:

- Landscape maintenance
- Highways and pathways
- Parks and public spaces
- Overgrown areas
- Forestry clearing



20V
MAX
LITHIUM-ION

Rated Voltage	Battery Capacity	No-Load Speed
20V	4.0Ah	5500RPM
Charge Time	Drill Diameter	Drill Effective Length
50min[quick charge]	150mm	550mm
N.W.		
3.5kg		

LITHIUM-ION UNIVERSAL SPREADER

RLHS20

FEATURE

- 6-stage electronic speed control
- 8-stage, ergonomic flow rate adjustment knob
- 3L filling capacity
- Ergonomic and secure handling thanks to softgrip
- Individually adjustable spread width (max. 5m)
- Spreading of fertiliser, grass seed and even salt



20V
MAX
LITHIUM-ION

Rated Voltage	Battery Capacity	Spreader Container
20V	4.0Ah	3L
Spreader Amount Regulation	Spreader Range	Weight
5	1.6-5m	1.2kg




LITHIUM-ION TRIMMERS

RLT20S

FEATURE

- Lawn & hedge trimming, one machine with two functions.
- Two kinds of working blades are adopted, and the pruning and grass cutting can be replaced quickly and freely without tools.
- Removable and replaceable large-capacity lithium battery pack for long-lasting battery life.
- Humanized safety double switch design, prevent accidental injury.
- High hardness sharp blade, smooth construction, durable.



20V
MAX
LITHIUM-ION

Rated Voltage	Battery Capacity	No-Load Speed
20V	2.0Ah	1200RPM
Charge Time	Cutting Width	Service Time
90min[quick charge]	80/120/160mm	approx 120min
N.W.		
0.9kg		

Ideal for applications including:

- Garden Hedge Lawn Finishing Profile and Shape
- Quick Hedge & Hedge Construction

RLT12S

Ideal for applications including:

- Landscape maintenance
- Highways and pathways
- Parks and public spaces
- Overgrown areas
- Forestry clearing



12V
MAX
LITHIUM-ION

Rated Voltage	Battery Capacity	No-Load Speed
12V	1.3Ah	1000RPM
Charge Time	Cutting Width	Service Time
60min[quick charge]	30/100/120mm	approx 70min
N.W.		
0.5kg		

RLT16S

Ideal for applications including:

- Landscape maintenance
- Highways and pathways
- Parks and public spaces
- Overgrown areas
- Forestry clearing



16.8V
MAX
LITHIUM-ION



Rated Voltage	Battery Capacity	No-Load Speed
16.8V	2.0Ah	1200RPM
Charge Time	Cutting Width	Service Time
80min[quick charge]	80/100/120mm	approx 100min
N.W.		
0.75kg		

RLT04S

Ideal for applications including:

- Landscape maintenance
- Parks and public spaces
- Overgrown areas
- Forestry clearing



3.6V
MAX
LITHIUM-ION



Rated Voltage	Battery Capacity	Grass-Trimmer Blade
3.6V	2.0Ah	76mm
Shrub-Trimmer Blade	Charge Time	Weight
120mm	approx. 1h	approx 100min
N.W.		
0.77kg		

LITHIUM-ION BLOWERS

RLBL20S

Ideal for applications including:

- Landscape maintenance
- Parks and public spaces
- Inner city cleaning
- Noise sensitive areas
- Indoor and enclosed spaces



20V
MAX
LITHIUM-ION



Air Speed	Max.Blowing Power	Motor Type
210Km/h	650m³/h	Brushless
Motor Voltage	Sound Power Level	Weight
20V	100dB(A)	2.3kg

RLBL40D

FEATURE

- In-line air outlet
- Brushless motor
- Weatherproof (IPX4)
- Cruise control & Boost



20+20V
MAX
LITHIUM-ION



Air Speed	Max.Blowing Power	Motor Type
215Km/h	810m³/h	Brushless
Motor Voltage	Sound Power Level	Weight
40V(20V+20V)	96dB(A)	2.4kg

RLBL40S

FEATURE

- In-line air outlet
- Brushless motor
- Weatherproof (IPX4)
- Cruise control & Boost

Ideal for applications including:

- Landscape maintenance
- Parks and public spaces
- Inner city cleaning
- Noise sensitive areas
- Indoor and enclosed spaces



40V
MAX
LITHIUM-ION



Air Speed	Max. Blowing Power	Motor Type
210Km/h	816m³/h	Brushless
Motor Voltage	Sound Power Level	Weight
40V	96dB(A)	2.4kg

NTLB401Li

Ideal for applications including:

- Landscape maintenance
- Parks and public spaces
- Overgrown areas
- Forestry clearing



20+20V
MAX
LITHIUM-ION



Motor Voltage	Motor Power	Voltage Range
40V(20V+20V)	600W	27V-42V
Max. Speed	Max. Wind Speed	Motor Type
22000r/m	50m/s	Brushless

LITHIUM-ION LEAF VACUUM

RLLV40D

Ideal for applications including:

- Demanding domestic use
- Medium to large areas



20+20V
MAX
LITHIUM-ION

Motor Voltage	Air Speed	Max. Blowing Power
40V(20V+20V)	210Km/h	720m³/h
Max. Suction Power	Capacity of catch bag	
720m³/h	45L	

LITHIUM-ION HEDGE TRIMMERS

RLHT20S

FEATURE

- High torque motor
- Dual sided blade
- Weatherproof (IPX4)
- 3600 cuts/min blade speed

Ideal for applications including:

- Landscape maintenance
- Parks and public spaces
- Noise sensitive areas



20V
MAX
LITHIUM-ION



Motor Voltage	Cutting Length	Motor Type
18V	55cm	Brushless
Sword Length	Teeth spacing	Weight
62cm	18mm	2.7kg
Transmission Material		
Metal		

RLHT40D

FEATURE

- High torque motor
- Dual sided blade
- Weatherproof (IPX4)
- 4000 cuts/min blade speed
- Adjustable rear handle

Ideal for applications including:

- Landscape maintenance
- Parks and public spaces
- Noise sensitive areas



20+20V
MAX
LITHIUM-ION



Motor Voltage	Cutting Length	Motor Type
40V (20V+20V)	65cm	Brushless
Sword Length	Teeth spacing	Weight
72cm	30mm	3.8kg
Transmission Material		
Metal		

RLHT40S

FEATURE

- High torque motor
- Dual sided blade
- Weatherproof (IPX4)
- 4000 cuts/min blade speed
- Adjustable rear handle

Ideal for applications including:

- Landscape maintenance
- Parks and public spaces
- Noise sensitive areas



40V
MAX
LITHIUM-ION



Motor Voltage	Cutting Length	Motor Type
40V	65cm	Brushless
Sword Length	Teeth spacing	Weight
72cm	30mm	4.1kg
Transmission Material		
Metal		

LITHIUM-ION POLE HEDGE TRIMMER


RLPHT20

FEATURE

- 90° rotatable attachment for easy horizontal cutting.
- Motor head can be tilted in 7 settings.
- The main handle can be tilted in 4 settings.
- Continuously adjustable aluminum telescopic handle (880-1820 mm).
- Additional adjustable handle with quick fastener.
- Metal gears, long service life.
- 410mm maximum trimming length.



20V
MAX
LITHIUM-ION



Motor Voltage	Cutting Length	Motor Type
20V	41cm	Brushless
Sword Length	Teeth spacing	Weight
45cm	18mm	3.3kg

LITHIUM-ION POLE CHAINSAW

RLPCS20

FEATURE

- 90° rotatable attachment for easy horizontal cutting.
- Motor head can be tilted in 7 settings.
- The main handle can be tilted in 4 settings.
- Continuously adjustable aluminum telescopic handle (880-1820 mm).
- Additional adjustable handle with quick fastener.
- Tool-free chain tensioning and chain replacement.
- Metal gears, long service life
- Claw stop.
- Chain lock bolt.
- Automatic chain lube tank.



20V
MAX
LITHIUM-ION



Motor Voltage	Cutting Length	Motor Type
20V	170cm	Brushless
Max.Chain Speed	Oil Tank Content	Weight
3.8m/s	120ml	3.5kg

LITHIUM-ION LAWN MOWER

RLLM20S

Ideal for applications including:

- Demanding domestic use
- Medium to large areas



- **Brushless Technology**
No need to change carbon brush again, high durability.
- **Ultra Efficient**
Superb performance, 85% Efficiency promotion.
- **Long Life**
Motor will last up to 1,000+ hours.
- **High Torque**
Low rpm full torque output.



20V
MAX
LITHIUM-ION



Collection Container Type	Collection Container Volume	Cutting Height
Catch basket	25L	30-70mm
Cutting Width	Max. recommended lawn area	Motor Type
32cm	160 m²	Brushless
Motor Voltage	Weight	
18V	8.6kg	

RLLM40D

FEATURE

- No gas, emissions, oil mixing or pull starts with reduce maintenance and low noise levels.
- Ergonomic plastic deck weighs less for reduced required push force and easier transport.
- Maximum grip tires for improved performance on damp grass or uneven terrain.
- Grass catcher bag holds up to 45L of grass.
- Soft grip handle bar for added comfort.
- IPX4 weather-resistant construction for durability and long life.



- **Brushless Technology**
No need to change carbon brush again, high durability.
- **Ultra Efficient**
Superb performance, 85% Efficiency promotion.
- **Long Life**
Motor will last up to 1,000+ hours.
- **High Torque**
Low rpm full torque output.

X2
SERVICE TIME



Collection Container Type	Collection Container Volume	Cutting Height
Catch basket	45L	25-75mm
Cutting Width	Max. recommended lawn area	Motor Type
38cm	460 m²	Brushless
Motor Voltage	Weight	
40V(20V+20V)	15kg	

RLLM40S

FEATURE

- No gas, emissions, oil mixing or pull starts with reduce maintenance and low noise levels.
- Ergonomic plastic deck weighs less for reduced required push force and easier transport.
- Maximum grip tires for improved performance on damp grass or uneven terrain.
- Grass catcher bag holds up to 45L of grass.
- Soft grip handle bar for added comfort.
- IPX4 weather-resistant construction for durability and long life.



- **Brushless Technology**
No need to change carbon brush again, high durability.
- **Ultra Efficient**
Superb performance, 85% Efficiency promotion.
- **Long Life**
Motor will last up to 1,000+ hours.
- **High Torque**
Low rpm full torque output.

40V
MAX
LITHIUM-ION

Ideal for applications including:

- Municipality
- Grounds maintenance
- Parks and public spaces



Collection Container Type	Collection Container Volume	Cutting Height
Catch basket	45L	25-75mm
Cutting Width	Max. recommended lawn area	Motor Type
38cm	460 m²	Brushless
Motor Voltage	Weight	
40V	15kg	

RLLM40F

FEATURE

- No gas, emissions, oil mixing or pull starts with reduce maintenance and low noise levels.
- Ergonomic plastic deck weighs less for reduced required push force and easier transport.
- Maximum grip tires for improved performance on damp grass or uneven terrain.
- Grass catcher bag holds up to 45L of grass.
- Soft grip handle bar for added comfort.
- IPX4 weather-resistant construction for durability and long life.

Ideal for applications including:

- Municipality
- Grounds maintenance
- Parks and public spaces



- **Brushless Technology**
No need to change carbon brush again, high durability.
- **Ultra Efficient**
Superb performance, 85% Efficiency promotion.
- **Long Life**
Motor will last up to 1,000+ hours.
- **High Torque**
Low rpm full torque output.

40V
MAX
LITHIUM-ION

X4
SERVICE TIME



20V 4.0Ah
BATTERY

Collection Container Type	Collection Container Volume	Cutting Height
Nylon bag	75L	30-65mm
Cutting Width	Max. recommended lawn area	Motor Type
47cm	710 m²	Brushless
Motor Voltage	Weight	
40V	30.5kg	

LITHIUM-ION CYLINDER LAWN MOWER

RLCLM20S

Ideal for applications including:

- Demanding domestic use
- Medium to large areas



20V
MAX
LITHIUM-ION

Motor Voltage	Collection Container Volume	Cutting Height
20V	45L	14-38mm
Cutting Width	Mowing spindle diameter	Motor Type
38cm	125mm	Brush
Weight		
10.2kg		

LITHIUM-ION PUSH SWEEPER

RLPS20S

FEATURE

- High-efficiency brushless motor dual-axis drive.
- 610mm maximum cleaning width.
- The brushes on both sides are gathered together to effectively improve the cleaning efficiency.
- 20L large-capacity dust box.

Ideal for applications including:

- Demanding domestic use
- Medium to large areas



20V
MAX
LITHIUM-ION

Motor Voltage	Catcher	Sweeping Capacity
20V	20L	1800 m²
Sweep Width	Weight	
610mm	10Kg	

LITHIUM-ION SNOW THROWER

RLST40D

FEATURE

- 90° rotatable attachment for easy horizontal cutting.
- Continuously adjustable aluminum telescopic handle (880-1820 mm).
- Additional adjustable handle with quick fastener.
- Tool-free chain tensioning and chain replacement.
- Metal gears, long service life.
- Automatic chain lube tank.

Ideal for applications including:
• Ideal for cleaning your deck, sidewalk, and driveway during the winter months.



20V
MAX
LITHIUM-ION

Motor Voltage	Max.Snow Height	Max.Working Width
20V	20cm	40cm
Max.Throwing Distance	Weight	
6m	6.2Kg	

LITHIUM-ION CONVERSION HEADER

RLCH-A

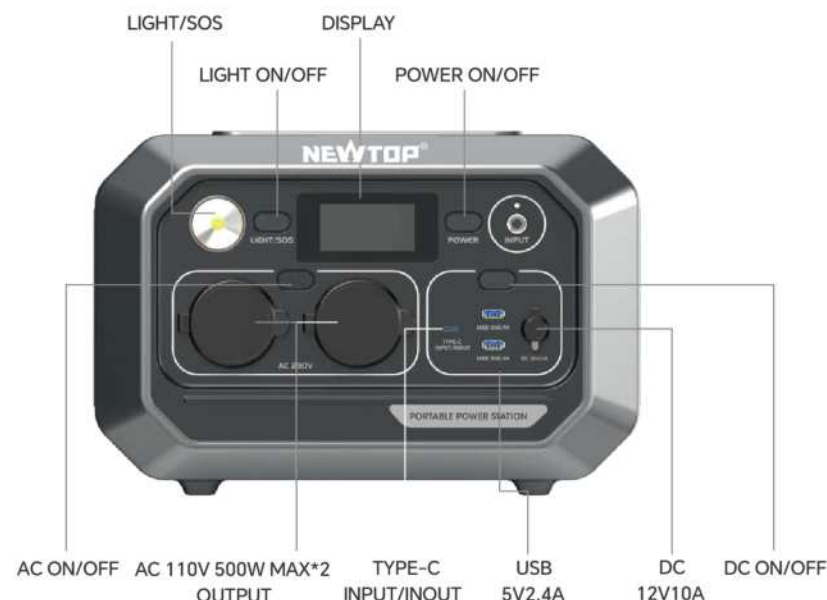


20V
MAX
LITHIUM-ION

Input Voltage	Max.Power Output	Amount of USB-ports
DC 20V	2.1A	2 Pieces
Output Voltage	Weight	
5V	0.06Kg	

PORTABLE POWER STATION

NEW
SERIES



VERSATILE OUTPUT POWER UP 6 DEVICES AT THE SAME TIME



R300



Product Name	Power	Capacity
R300	300W	330Wh (3.6V,91800mAh)
AC Output	Car charging port output	USB-A Output
220V/50Hz/300W	12V/10A/120W(MAX)	2*5V/2.4A/12W (24W MAX)
DC Input	Size	Weight
12-30V/3.42A/65W	23x14x19cm	3.5kg

R500



Product Name	Power	Capacity
R500	500W	550Wh (3.6V,153000mAh)
AC Output	Car charging port output	USB-A Output
220V/50Hz/500W	12V/10A/120W(MAX)	3*5V/2.4A/12W (30W MAX)
DC Input	Size	Weight
12-30V/3.5A/100W MAX	30x19x23cm	6.3kg

ELECTRIC CHAINSAWS

REC1080

FEATURE

- Tool-free chain tensioning and changing
- Ergonomic handle
- Automatic chain lubrication
- High-quality guide bar and chain
- Sturdy stop claws made of metal



CAMPACT STRUCTURE

INNOVATION DESIGN

- "Tool-less" chain adjustment for convenient operation and maintenance
- High chain speed for improved cutting performance
- Zero emissions and reduced maintenance
- Electric brake for maximum productivity

Cutting length	Max. chain speed	Oil tank content
37.5 cm	15 m/s	150 ml
Power	Power cable length	Product weight
1080 W	0.15 m	4.5 Kg



REC850

FEATURE

- Tool-free chain tensioning and changing
- Ergonomic handle
- Automatic chain lubrication
- High-quality guide bar and chain
- Sturdy stop claws made of metal



CAMPACT STRUCTURE

INNOVATION DESIGN

- "Tool-less" chain adjustment for convenient operation and maintenance
- High chain speed for improved cutting performance
- Zero emissions and reduced maintenance
- Electric brake for maximum productivity

Cutting length	Max. chain speed	Oil tank content
32.5 cm	12 m/s	140 ml
Power	Power cable length	Product weight
850 W	0.15 m	4.2 Kg



REC2200

FEATURE

- Tool-free chain tensioning and changing
- Ergonomic handle
- Automatic chain lubrication
- High-quality guide bar and chain
- Sturdy stop claws made of metal



CAMPACT STRUCTURE

INNOVATION DESIGN

- "Tool-less" chain adjustment for convenient operation and maintenance
- High chain speed for improved cutting performance
- Zero emissions and reduced maintenance
- Electric brake for maximum productivity

Cutting length	Max. chain speed	Oil tank content
37.5 cm	15 m/s	240 ml
Power	Power cable length	Product weight
2200 W	0.15 m	4.6 Kg



ELECTRIC LAWN MOWER

RELM320

FEATURE

- No gas, emissions, oil mixing or pull starts with reduce maintenance and low noise levels.
- Ergonomic plastic deck weighs less for reduced required push force and easier transport.
- Maximum grip tires for improved performance on damp grass or uneven terrain.
- Grass catcher bag holds up to 30L of grass.
- Soft grip handle bar for added comfort.
- IPX4 weather-resistant construction for durability and long life.



- Ideal for applications including:
- Municipality
 - Grounds maintenance
 - Parks and public spaces
 - Sports fields

Motor Input Power	Mains Voltage	Idling Speed
1300W	230V~50HZ	3500r/min
Blade Width	Cut Height	Protection Type
Approx. 320mm	20/40/60mm	IPX4
Lawn bag Volume	Weight	
30L	8.5kg	

RELM380

FEATURE

- No gas, emissions, oil mixing or pull starts with reduce maintenance and low noise levels.
- Ergonomic plastic deck weighs less for reduced required push force and easier transport.
- Maximum grip tires for improved performance on damp grass or uneven terrain.
- Grass catcher bag holds up to 45L of grass.
- Soft grip handle bar for added comfort.
- IPX4 weather-resistant construction for durability and long life.

NEW
SERIES

Ideal for applications including:

- Municipality
- Grounds maintenance
- Parks and public spaces
- Sports fields



Motor Input Power	Mains Voltage	Idling Speed
1800W	230V~50HZ	3250r/min
Blade Width	Cut Height	Protection Type
Approx. 380mm	20-70mm	IPX4
Lawn bag Volume	Weight	
45L	16kg	

ELECTRIC HEDGE TRIMMER

NEW
SERIES

REHT5570

FEATURE

- High torque motor
- Adjustable rear handle
- Weatherproof (IPX4)
- Dual sided blade

Ideal for applications including:

- Landscape maintenance
- Parks and public spaces
- Noise sensitive areas



Input wattage	Blade Length	Max Branch Diameter
550W	55cm	18mm
Noise Sound Pressure	Noise Sound Power	Weight
85dB(A)	98dB(A)	3.6kg

REHT6570

FEATURE

- High torque motor
- Adjustable rear handle
- Weatherproof (IPX4)
- Dual sided blade

Ideal for applications including:

- Landscape maintenance
- Parks and public spaces
- Noise sensitive areas



Input wattage	Blade Length	Max Branch Diameter
550W	65cm	18mm
Noise Sound Pressure	Noise Sound Power	Weight
88dB(A)	97dB(A)	3.7kg

NEW
SERIES

**LITHIUM-ION
ANGLE GRINDER**

20V
MAX
LITHIUM-ION

NTAG201Li

Battery voltage	20V/4.0Ah/6.0Ah/8.0Ah
Diameter of grinding wheels	φ 100/115/125mm
Maximum aperture	φ 16mm
Spindle thread	M10
No-load speed	8500r/min
Net weight	2.4kg



**LITHIUM-ION
CIRCULAR SAW**

20V
MAX
LITHIUM-ION

NTCS20Li

Battery voltage:	20V/4.0Ah/6.0Ah/8.0Ah
Saw blade diameter:	φ 180mm
Maximum cutting depth:	90 °60mm
Maximum beveling depth:	45 °46mm
No-load speed:	4800r/min
Net weight:	4.0kg



**LITHIUM-ION
CHAINSAW**

20V
MAX
LITHIUM-ION

NTCS201Li

Battery voltage	20V/4.0Ah/6.0Ah/8.0Ah
Standard guide plate length	300mm
Maximum guide plate length	400mm
No-load speed	0-20m/s
Net weight	1.5kg



**LITHIUM-ION
STONE CUTTER**

20V
MAX
LITHIUM-ION

NTSC201Li

Battery voltage	20V/4.0Ah/6.0Ah/8.0Ah
Saw blade diameter	φ 125mm
Cutting angle	0-45°
Maximum beveling depth	30mm
No-load speed	7500r/min
Net weight	3.1kg



LITHIUM-ION
ELECTRIC HAMMER

20V
MAX
LITHIUM-ION

NTEL201Li

Battery voltage:	20V/4.0Ah/6.0Ah/8.0Ah
Maximum drilling diameter:	φ 100/115/125mm
Impact frequency:	φ 16mm
No-load speed:	M10
Net weight:	8500r/min



LITHIUM-ION
ELECTRIC DRILL

20V
MAX
LITHIUM-ION

NTED201Li

Battery voltage	20V/2.0Ah
Maximum clamping capacity	φ 10mm
Maximum screw diameter	φ 7mm
No-load speed	L 0-450r/min H 0-1500r/min
Standard torque	35N.m
Maximum drilling diameter	steel φ 10mm wood φ 20mm
Net weight	1.3kg



LITHIUM-ION
ELECTRIC HAMMER

20V
MAX
LITHIUM-ION

NTEL202Li

Battery voltage:	20V/4.0Ah/6.0Ah/8.0Ah
Maximum drilling diameter:	300mm
Impact frequency:	400mm
No-load speed:	0-20m/s
Net weight:	1.5kg



LITHIUM-ION
ELECTRIC DRILL

20V
MAX
LITHIUM-ION

NTED203Li

Battery voltage	20V/2.0Ah
Maximum clamping capacity	φ 10mm
Maximum screw diameter	φ 7mm
No-load speed	L 0-450r/min H 0-1500r/min
Standard torque	40N.m
Maximum drilling diameter	steel φ 10mm wood φ 20mm
Net weight	0.9kg



**LITHIUM-ION
ELECTRIC DRILL**

20V
MAX
LITHIUM-ION

NTED202Li

Battery voltage	20V/2.0Ah
Maximum clamping capacity	φ 13mm
Maximum screw diameter	φ 10mm
No-load speed	L 0-400r/min H 0-2000r/min
Standard torque	80N.m
Maximum drilling diameter	L:0-7200/min H:0-3600/min
Net weight	3.1kg



**LITHIUM-ION
LEAF BLOWER**

20V
MAX
LITHIUM-ION

NTLB211Li

Battery voltage	20V/4.0Ah/6.0Ah/8.0Ah
Rated speed	L:11000r/min H:16000r/min
Air volume	L:1.9m³/min H:2.6m³/min



**LITHIUM-ION
PRUNING SHEARS**

20V
MAX
LITHIUM-ION

NTPS211Li

Battery voltage	20V/2.0Ah
Maximum clamping capacity	φ 13mm
Maximum screw diameter	φ 10mm
No-load speed	L 0-400r/min H 0-2000r/min
Standard torque	80N.m
Impact frequency	L:0-7200/min H:0-3600/min
Net weight	3.1kg



**LITHIUM-ION
LEAF BLOWER**

20V
MAX
LITHIUM-ION

NTLB211Li

Battery voltage	20V/4.0Ah/6.0Ah/8.0Ah
Rated speed	L:11000r/min H:16000r/min
Air volume	L:1.9m³/min H:2.6m³/min



LITHIUM-ION IMPACT DRILL

20V
MAX
LITHIUM-ION

NTID201Li

Battery voltage	20V/4.0Ah/6.0Ah/8.0Ah
Clamping capacity	φ 6.35mm
Coarse thread screw length	22-90mm
Impact times	0-3000.../mm
No-load speed	L:2100r/min H:2500r/min
Maximum torque	330N.m
Net weight	1.5kg



LITHIUM-ION POLISHING MACHINE

20V
MAX
LITHIUM-ION

NTPM201Li

Battery voltage:	20V/4.0Ah/6.0Ah/8.0Ah
Diameter of grinding wheels:	φ 100/115/125mm
Maximum aperture	φ 16mm
Spindle thread:	M10
No-load speed:	8500r/min
Net weight:	2.4kg



LITHIUM-ION ELECTRIC MIXER

20V
MAX
LITHIUM-ION

NTEM201Li

Battery voltage:	20V/4.0Ah/6.0Ah/8.0Ah
Diameter of grinding wheels:	φ 100/115/125mm
Maximum aperture	φ 16mm
Spindle thread:	M10
No-load speed:	8500r/min
Net weight:	2.4kg



LITHIUM-ION RECIPROCATING SAW

20V
MAX
LITHIUM-ION

NTRS211Li

Battery voltage	20V
Reciprocating stroke	0-3000r/min
No-load speed	28mm



**LITHIUM-ION
IMPACT WRENCH**

20V
MAX
LITHIUM-ION

NTIW201Li

Battery voltage/Capacity	20V/4.0Ah/6.0Ah/8.0Ah
Bolt specification	M6-M16
Impact frequency	0-3000/min
No-load speed	L 0-2100r/min H 0-2500r/min
Maximum torque	L:250N.m H:330N.m
Net weight	1.5kg



**LITHIUM-ION
IMPACT WRENCH**

20V
MAX
LITHIUM-ION

NTIW205Li

Battery voltage/Capacity	20V/4.0Ah/6.0Ah/8.0Ah
Bolt specification	M6-M16
Impact frequency	0-2860/min
No-load speed	L 0-1700r/min H 0-2150r/min
Maximum torque	L:330N.m H:500N.m
Net weight	1.3kg



**LITHIUM-ION
IMPACT WRENCH**

20V
MAX
LITHIUM-ION

NTIW204Li

Battery voltage/Capacity	20V/4.0Ah/6.0Ah/8.0Ah
Bolt specification	M6-M16
Impact frequency	0-3000/min
No-load speed	L 0-1700r/min H 0-2200r/min
Maximum torque	310N.m
Net weight	1.5kg



**LITHIUM-ION
IMPACT WRENCH**

20V
MAX
LITHIUM-ION

NTIW207Li

Battery voltage/Capacity	20V/2.0Ah
Bolt specification	M6-M16
Impact frequency	3000/min
No-load speed	L 0-1700r/min H 0-2200r/min
Maximum torque	310N.m
Net weight	1.2kg

